

# University of Tsukuba

## Convenience Store Easy-Pay Systems for Application Fees

Now you can transfer funds to pay for your application fee - 24 hours a day - from your nearest Lawson, FamilyMart, Seven-Eleven, Circle K or Sunkus store.

### 1 Visit the payment site homepage from your computer or cell phone.



<https://e-shiharai.net/>



To obtain your application number, please follow the instructions on the screen and input all necessary information. This number will be required when you make your payment.

If you input the wrong information when trying to obtain your application number, please start again from the beginning and make your payment. If you are not able to make the required payment before the due date you will receive this deadline upon completing the online application, all the information you had input will be canceled automatically.

### 2 Convenience Store Payment

●The application fee cannot be paid through an ATM. Be sure to make your payment at the cash register.

**7 ELEVEN**  
 Paying at SEVEN-ELEVEN  
 [13-digit Payment Slip Number] 払込票番号

Tell the counter staff that you want to make an "Internet shiharai." Then provide your Payment 【払込票番号】 Payment Slip Number

※If a payment slip is not printed out, just tell your number to the counter staff.

A multifunction copier can not be used to make payment.

**サークル K SUNKUS**  
 Paying at CIRCLE K or SUNKUS  
 [11-digit Online Transaction Number] オンライン決済番号

Use the CIRCLE K **カルワザ ステーション KARUWAZA STATION** or SUNKUS information terminal

※If the terminal is not installed in the store, just tell your "Online Transaction Number" to the counter staff.

Select the "各種支払い" button on the touch screen

Touch the "オンライン決済番号を入力してお支払い" option Enter your Online Transaction Number to make a payment.

Enter your 【オンライン決済番号】 Online Transaction Number

**LAWSON**  
 Paying at LAWSON  
 [11-digit Customer Number] お客様番号 [4-digit Verification Code] 確認番号

Use the Lawson information terminal **Loppi** Various Service Menus

Touch the "各種サービスメニュー" option

Select the "各種代金・料金お支払い" button on the touch screen

Touch the "各種代金お支払い" option All Payments

Touch "マルチペイメントサービス" Multi-Payment Service

Enter your 【お客様番号】 【確認番号】 Customer Number Verification Code

**FamilyMart**  
 Paying at FamilyMart  
 [11-digit Customer Number] お客様番号 [4-digit Verification Code] 確認番号

Use the FamilyMart information terminal **Famiポート**

Select the "代金支払い" button on the touch screen All Payments

Touch the "各種代金お支払い" option All Payments

Touch "マルチペイメントサービス" Multi-Payment Service

Enter your 【お客様番号】 【確認番号】 Customer Number Verification Code

- Make the payment at the register.
  - Receive an Application Fee Statement.
  - Loppi, FamiPort, or Karuwaza Station issues a funds transfer receipt. You will need to take this to the cash register within 30 minutes and make the actual payment.
  - Receive an Application Fee Statement.
- \* Design and layout of the touch screen buttons is subject to change without notice.

### 3 Application

Affix the receipt portion to "Form for Submission of the Certificate of Payment of Application Fee" in the designated location.

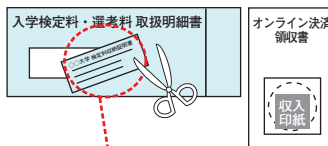
#### ●Seven-Eleven

Detach the receipt portion of the Exam Fee Statement and affix it to the application packet in the designated location. Hold onto the proof of bank transfer for your records.



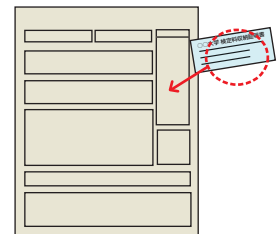
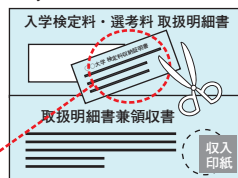
#### ●Circle K ●Sunkus

Detach the receipt portion of the Application Fee Statement and affix it to the application packet in the designated location. Hold onto the Online Transaction Receipt for your records.



#### ●Lawson ●Family Mart

Detach the receipt portion (Certificate of Payment) of the Application Fee Statement and affix it to the application packet in the designated location. Hold onto the remainder of the Fee Statement ("Applicant's Copy" portion) for your records.



**Attach Your Receipt (Certificate of Payment) to the Application**

※When attaching the certificate of payment, be sure to use glue which is suitable for use with thermal paper and pressure-sensitive paper. Please check the glue label.

- Be sure to complete your convenience store payment before the time limit expires. All the payment information you entered will be deleted automatically if the payment is not completed before the deadline.
- Please note: After application fee payment has been made at any of the above shops, refund is not possible.
- Please double-check the application deadline in your application guide. Post your payment early enough to be sure it is received in time.

#### ■Payment Commission (transfer fee charged by all participating stores)

There is a fee for this payment transfer service, which applicants must pay in addition to the entrance exam fee. The payment commission is as the same at all participating stores.

convenience stores:	Entrance exam fee ¥29,999 or less	420 yen
	Entrance exam fee ¥30,000 or more	630 yen

Questions about paying your entrance exam fees at convenience stores? Please visit:

Note: Convenience store staff cannot answer questions about the service.

<https://e-shiharai.net/>